

























Chosse It

Company		Project Name	
Contact Person		Application	
Address		Quantity	
Telephone	Fax	Development Start	
Email		Production Start	

	<input type="checkbox"/> 8-Bit <input type="checkbox"/> 16-Bit <input type="checkbox"/> 32-Bit <input type="checkbox"/> 64-Bit <input type="checkbox"/> RISC <input type="checkbox"/> ARM		MHz nsec (Cycle) MIPS		<input type="checkbox"/> mA <input type="checkbox"/> Batterie Volt μ A
	kByte		kByte		kByte
	Input Pins Output Pins LEDs		Resolution Channel Conv.-time		Resolution Channel Conv.-time
	<input type="checkbox"/> 8-Bit X ch. <input type="checkbox"/> 16-Bit X ch.		<input type="checkbox"/> Bit		<input type="checkbox"/> 32,768 kHz
	<input type="checkbox"/> Channel		Resolution Channel		<input type="checkbox"/> 3 Phase PWM <input type="checkbox"/> Steppermotor channel
	UART SIO I ² C		<input type="checkbox"/> Basic CAN <input type="checkbox"/> Full CAN Channel		<input type="checkbox"/> Low-Speed <input type="checkbox"/> High-Speed Channel
	Segments Com-Lines		external numbers		Bit X Bit = Bit
	<input type="checkbox"/> QFP <input type="checkbox"/> DIP <input type="checkbox"/> SOP mm Pitch mm x mm		- °C bis + °C		Target Price €

Notes: